

AJOVY™
(fremanezumab)
injection 225 mg/1.5 mL

The only anti-CGRP therapy
offering the **flexibility** of
quarterly or monthly dosing
for **migraine prevention**¹⁻⁴

AJOVY™ STEP-BY-STEP INJECTING GUIDE⁵

AJOVY™ (fremanezumab) is indicated for the
preventive treatment of migraine in adults.¹

CGRP, calcitonin gene-related peptide.

teva



Step-by-step injecting guide¹

For more information, go to www.ajovy.co.nz where you will find a How to Inject Video, the AJOVY™ Patient Information Booklet, as well as a migraine diary and details for support groups you can reach out to.

AJOVY™
(fremanezumab)
injection 225 mg/1.5 mL

Step 1 Remove the AJOVY pre-filled syringe (or syringes) from the carton

- You may need to remove more than one pre-filled syringe, depending on your dose.
- Hold the body of the pre-filled syringe and remove from the carton.
- Do not shake the pre-filled syringe.

Step 2 Gather these for your injection



- 1 or 3 AJOVY pre-filled syringes to enable 1 or 3 injections, depending on your dose i.e. 1 injection for monthly dosing or 3 injections for 3-monthly dosing (quarterly dosing).
- 1 alcohol swab for each injection.
- 1 gauze pad or cotton ball for each injection.
- 1 sharps disposal or puncture-resistant container.

Step 3 Let AJOVY reach room temperature



- Place all items on a clean, flat surface.
- Wait for 30 minutes to let AJOVY reach room temperature, which will reduce your discomfort during injection.
- Do not leave the pre-filled syringe in direct sunlight.
- Do not warm up the AJOVY pre-filled syringe using a microwave or any other heat source.

Step 4 Wash your hands

- Wash your hands with soap and water and dry well with a clean towel.

Step 5 Inspect your AJOVY pre-filled syringe

- Check the syringe and the box. Make sure the name AJOVY appears on the labels.
- Check that the liquid medicine inside the syringe looks clear to opalescent, colourless to slightly yellow.
- You may see small air bubbles in the pre-filled syringe. This is normal.
- Do not use the pre-filled syringe if you see any of the following:
 - The packaging is torn or shows signs of tampering.
 - The syringe looks damaged.
 - The expiry date has passed.
 - The medicine is cloudy, discoloured or contains particles.

Step 6 Choose your injection area

- Stomach area (abdomen), avoiding about 5 cm around your belly button.
- Front of your thighs, about 5 cm above the knee and 5 cm below the groin.
- Back of your upper arms in the fleshy areas of the upper-back portion.
- If multiple injections are required, they may be given in the same area or in one of the other two recommended sites. However, you should avoid injecting in exactly the same spot.



This material is for informational purposes only and is not a substitute for medical advice. This information is for adults who have been diagnosed with migraine and prescribed AJOVY™ (fremanezumab). If you have any concerns about your treatment or condition, you should talk to your doctor. Please refer to the Consumer Medicine Information: www.medsafe.govt.nz.

teva

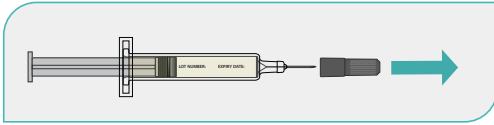
Step 7 Clean your injection area

- Clean the injection area using a new alcohol swab.
- Wait 10 seconds to allow the skin to dry before injecting.

Do not inject AJOVY in an injection area that is tender, red, bruised, callused, tattooed, hard or scarred or has stretch marks.

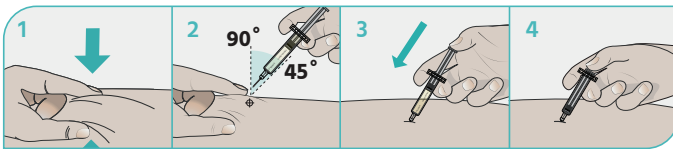
Step 8 Remove needle cap and DO NOT recap

- Pull the needle cap straight off and throw it away.
- Do not put the needle cap back on the prefilled syringe to avoid injury and infection.
- Do not touch the needle.



Step 9 Give your injection

1. Gently pinch up at least 2.5 cm of the skin that you have cleaned.
2. Insert the needle into the pinched skin at an angle of 45°-90°.
3. Slowly push the plunger in.
4. Push the plunger all the way down as far as it will go to inject all the medicine.



Step 10 Remove the needle from your skin



- After you have injected all the medicine, pull the needle straight out.
- Do not recap the needle at any time, to avoid injury and infection.

Step 11 Apply pressure at the injection site

- Use a clean, dry cottonball or gauze to gently press on the injection site for a few seconds.
- Do not rub the injection site.
- Do not re-use the prefilled syringe.

Step 12 Dispose of the prefilled syringe




- Place the used syringe immediately in an approved, puncture-resistant sharps container and keep it out of the reach of children.
- If your doctor tells you to stop using this medicine, or if the expiry date has passed, ask your pharmacist what to do with any medicine that is left over.
- Do not put the used syringes or sharps disposal container into your normal household rubbish bin or recycling container.
- Dispose of the full puncture-resistant sharps container as instructed by your doctor, nurse or pharmacist.

For treatment-related questions, please talk to your doctor.

AJOVY™ (fremanezumab) injection preventive treatment of migraine in adults is an unfunded Prescription Medicine - you will need to pay for this medicine and any healthcare professional fees. AJOVY has risks and benefits. Ask your doctor if AJOVY is right for you or if you have concerns or any side effect(s). If symptoms continue or you have side effects, see your doctor, pharmacist or healthcare professional. For more information, see the consumer medicine information available at www.medsafe.govt.nz.

AJOVY™ is a trade mark owned by Teva Pharmaceuticals International GmbH. Date of preparation: December 2025. Date of expiration: December 2027. TEV008. AJO-NZ-00009. TAPS MR12760.

Reference: 1. AJOVY™ (fremanezumab) Consumer Medicine Information, March 2025.



Scan here for resources including the Injection Support Video and Migraine Diary for patients

Before prescribing Ajoyv™ (fremanezumab), a Prescription Medicine, please review the full Data Sheet for the product available at www.medsafe.govt.nz. Ajoyv™ is an unfunded medicine – patients will need to pay for the medicine and any healthcare professional fees.

Ajoyv™ (fremanezumab) 225 mg/1.5mL pre-filled syringe. **Indication:** Preventive treatment of migraine in adults. **Contraindications:** Hypersensitivity to the active substance or to any other component of the product. **Precautions:** Hypersensitivity; consider discontinuation and initiate appropriate treatment, Major Cardiovascular Disease; some patient groups with major cardiovascular disease were excluded from clinical trials. No safety data is available in these patients. No data available in elderly or paediatric patients. No data available in renal or hepatic impairment. Pregnancy Category B1; may cross placenta. Lactation, unknown whether fremanezumab is excreted in human milk. No or negligible influence on the ability to drive or operate machinery. **Interactions:** No formal clinical drug interaction studies have been performed. Concomitant Migraine Treatment; concomitant use of acute migraine treatments (analgesics, ergots and triptans) and preventive migraine medications did not influence safety and efficacy. CYP450 Substrates; pharmacokinetic interactions are not expected when co-administered. **Adverse Effects:** The most frequently reported adverse events were local reactions at the injection site [pain (24%), induration (17%), erythema (16%) and pruritus (2%)]. **Very Common:** Injection site pain, injection site induration, injection site erythema. **Common:** Injection site pruritus. **Uncommon:** Hypersensitivity reactions such as rash, pruritus, urticaria and swelling. **Dosage and Administration:** Ajoyv™ should only be administered by subcutaneous injection. Treatment should be initiated by a physician experienced in the diagnosis and treatment of migraine. Available in a monthly dose; 225 mg once monthly or a quarterly dose; 675 mg every three months. The treatment benefit should be assessed 8–12 weeks after initiation of treatment. **Missed Dose;** resume dosing on the indicated dose and regimen. Do not administer a double dose. May be administered by healthcare professionals, as well as patients or caregivers upon proper training from their healthcare professional. Syringe is single use in one patient only. Discard any residue. Follow clean injection technique every time. Administer by subcutaneous injection only into areas of the abdomen, thigh, or upper arm that are not tender, bruised, red, or indurated. For multiple injections, do not use the same injection site. **Presentation:** 1.5 mL solution in a 2.25 mL Type I glass syringe with plunger stopper (bromobutyl rubber) and needle. The pre-filled syringe cap is not made with natural rubber latex. Pack sizes of one 225mg/1.5mL or three 225mg/1.5mL pre-filled syringes. Not all pack sizes may be marketed. **Storage:** Store in a refrigerator (2°C to 8°C). Do not freeze. Keep the pre-filled syringe(s) in the outer carton in order to protect from light. May be stored unrefrigerated for up to 7 days at a temperature up to 30°C. Must be discarded if not used within 7 days of removal from refrigeration. **Medical Classification:** Prescription Medicine. Based on Data Sheet v3.0 approved 28 January 2025. **Distributed in NZ by:** Teva Pharma (New Zealand) Limited (No. 1190198) of Tenancy B, Level 14, the AIG Building, 41 Shortland Street, Auckland Central, Auckland 1010 New Zealand. New Zealand Telephone: 0800 800 097

AJOVY™ is a trade mark owned by Teva Pharmaceuticals International GmbH. Date of preparation: December 2025. Date of expiration: December 2027. TEV008. AJO-NZ-00009. TAPS MR12760.

References: 1. AJOVY™ (fremanezumab) Data Sheet. 2. EMGALITY (galcanezumab) Data Sheet. 3. AIMOVIG (erenumab) Data Sheet. 4. AQUIPTA (atogepant) Data Sheet. 5. AJOVY™ (fremanezumab) Consumer Medicine Information.

teva